


Cumulative Impacts Data Tool

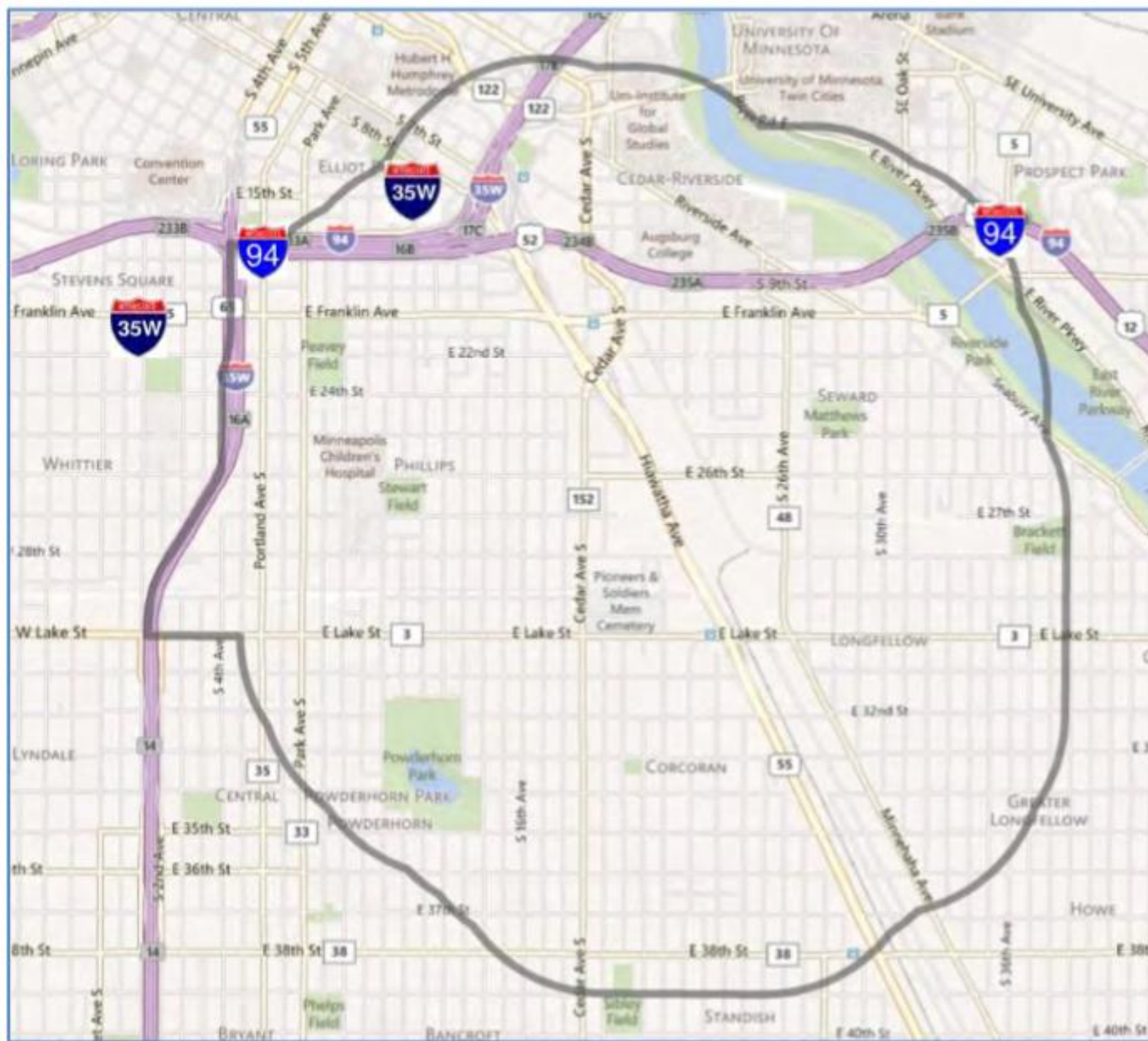
All states+ information request and data visualization by
Minnesota Pollution Control Agency

Cassandra Meyer and Kristie Ellickson



Overview

- Questions asked
- Minnesota's responses
- Highlights from the results
- How we may use the tool/data
- How to navigate the tool
- Please respond, if you haven't already
- Any questions?



2008 Cumulative Levels and Effects Statute Area

(Minn. Stat. 116.07 subd. 4a)

Cumulative
Impacts and
Environmental
Justice

Regulatory authority

Administrative

Analytical

Training

Engagement

Minnesota's responses

- Regulatory Authority
 - MPCA does not have additional permit denial authority or mandatory emissions reductions
 - MPCA *does* have additional statute authority for cumulative analysis and strengthened MEPA
 - Unintended consequences
 - MPCA issues expiring and non-expiring permits
- Engagement
 - Some programs within the agency evaluate the effectiveness of engagement efforts differently.
 - Several MPCA programs track meeting and event attendance #s, email & website interactions, # of meetings & public events, informal feedback, comments and/or quality of comments, utilization of materials created, and the # of complaints responded to.
 - Informal conversations have been very effective
 - Giving communities resources or tools to communicate concerns, other than permit comments
- Analytical
 - Yes, we do cumulative analysis, within the above reg authority
- Training
 - Program is evolving
- Administrative
 - Health department provide tracking data portal (we are an environmental health tracking state)
 - US Census
 - EPA
 - Department of Transportation
 - Gov Delivery

General Highlights

- Responses suggest 'a lot of work in the works'
- Some states cumulative analyses limited to National Ambient Air Quality modeling demonstration
- Some differing understanding between agency sections and divisions
- Some states have guides to engagement on their websites or in their practices
- CA, MA, City of Albuquerque, WA, and NJ have additional cumulative impacts authority
- Some states have begun to have Environmental Justice trainings through EPA
- More formal EJ engagement policies and practices than additional regulatory authority

Engagement Highlights

- **Michigan** - Their Natural Resources and Environmental Protection Act (NREPA) requires that there's an opportunity for public comment and a public hearing on draft permits for which there is **known public controversy**.
- **Massachusetts** – policy requires enhanced public participation if their state environmental policy act is triggered. Uses specific guidance for reaching out to EJ populations within either **1 mile or 5 miles** of a project depending on the permitting decision at the time of application.
- **Oregon** – Community engagement **risk levels** requires community engagement before permit is drafted, if above thresholds.
- **New Jersey** – requires Environmental Justice Impact Statement (**EJIS**) and **public information sessions** for applicant to receive feedback on project. This is required to deem application **complete**.
- **Alabama** – has a **citizen's guidance document** for public engagement. All files and records on regulated parties are **searchable online**.

The tool and information are DRAFT

- *This tool visualizes preliminary data collected through an information request. The data reflect the interpretations of the people responding to the information request and are not definitive statements from the government agencies themselves. For more detailed information on specific agencies' practices and policies, please contact them directly.*
- Legislative Director assigned this task
 - Information – what can we replicate in Minnesota
 - Tool - quick map for reference in conversation with legislators.

- <https://public.tableau.com/app/profile/mpca.data.service/viz/Cumulativeimpactsinformationrequestpreliminarydata/Home-Map>

All the states were surveyed about their cumulative impacts and environmental justice programs through EPA, NACAA, AAPCA, and ECOS. Click on a circle to select a topic, and then hover over the map below to see the responses.

Communication and Engagement

Cumulative Impacts

Environmental Justice

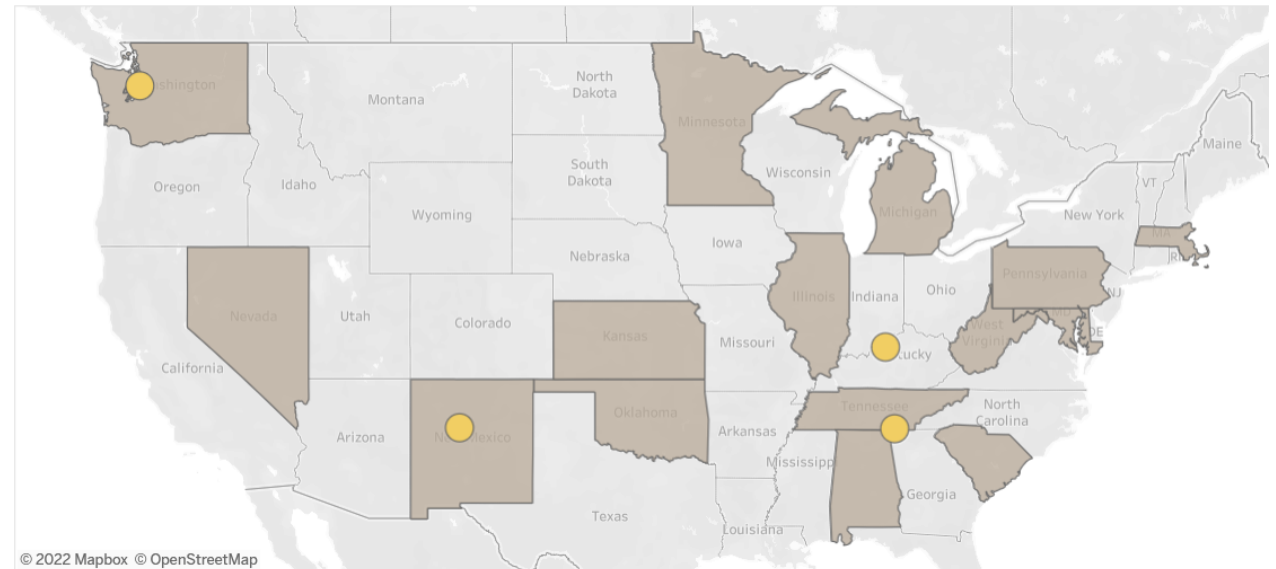
Permitting

Full information request

Full responses by agencies

Map of yes and no responses

Chart of yes and no responses



© 2022 Mapbox © OpenStreetMap

This tool visualizes preliminary data collected through an information request. The data reflect the interpretations of the people responding to the information request and are not definitive statements from the government agencies themselves. For more detailed information on specific agencies' practices and policies, please contact them directly.

Next steps



Please review responses from your state, local government, etc. or respond if you haven't yet



<https://forms.gle/cGkLkos1sHkzZXKr8>

Thanks!



Any Questions?

- Kristie Ellickson – Risk Evaluation and Air Modeling
Kristie.ellickson@state.mn.us
- Cassandra Meyer – Air Permitting
Cassandra.meyer@state.mn.us