





Energy

Environment

*Status of*  
**Clean Air Interstate Rules Implementation  
and Efforts to Replace Them**



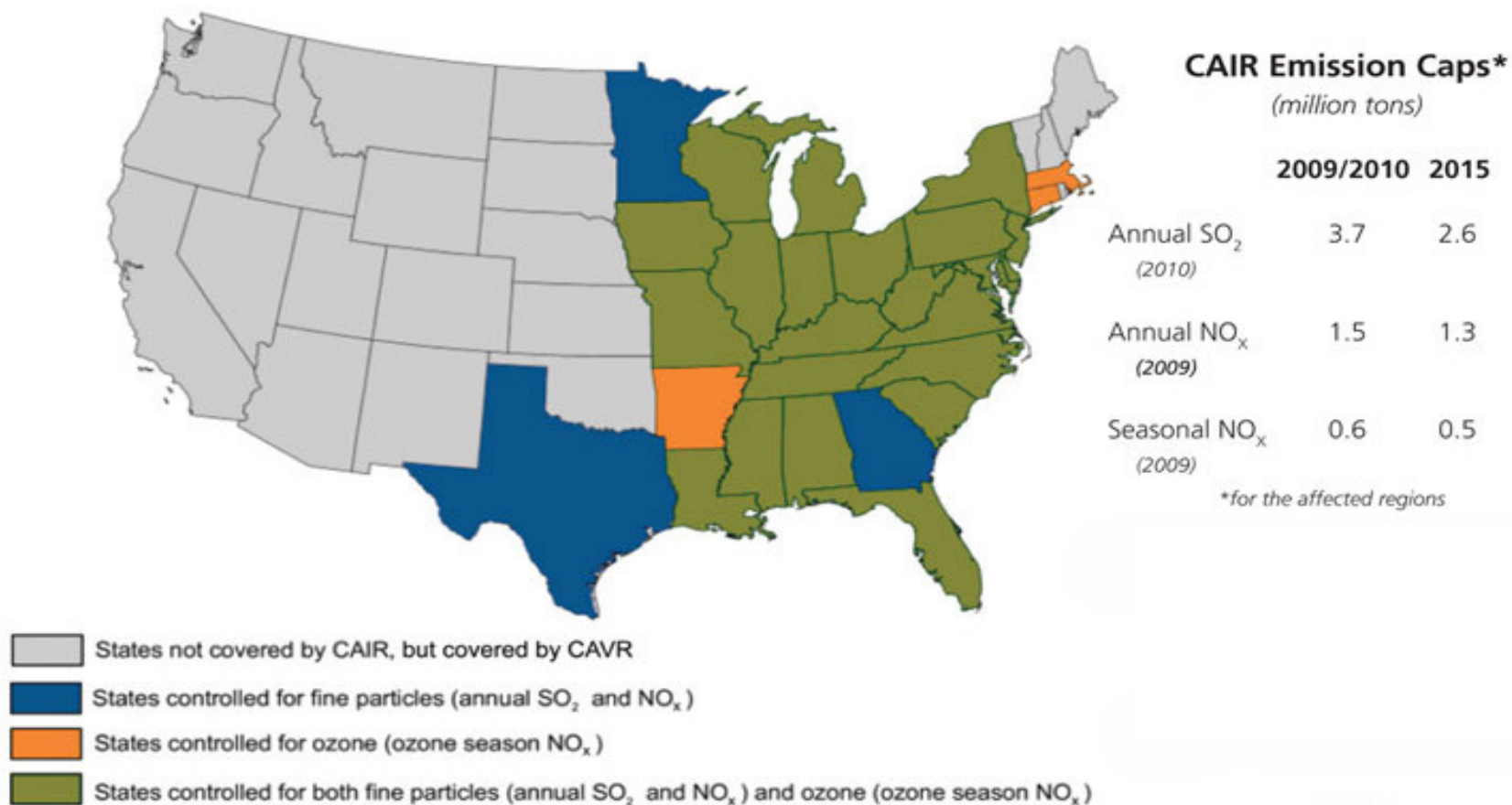
**NACAA Fall Meeting**  
**Boston**  
*September 22, 2009*



Sam Napolitano  
U.S. EPA Clean Air Markets Division

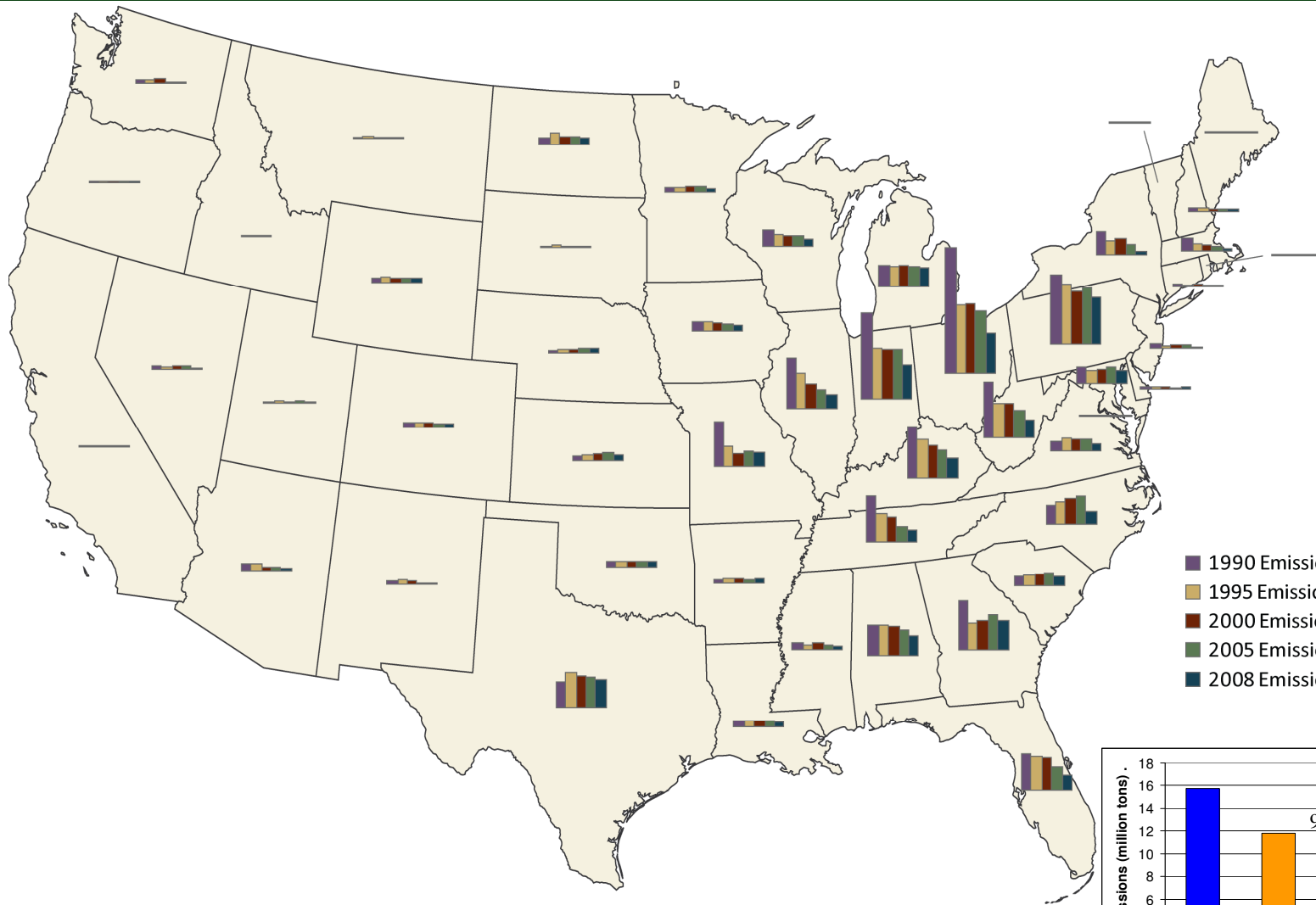
Human Health

# CAIR Implementation Continues

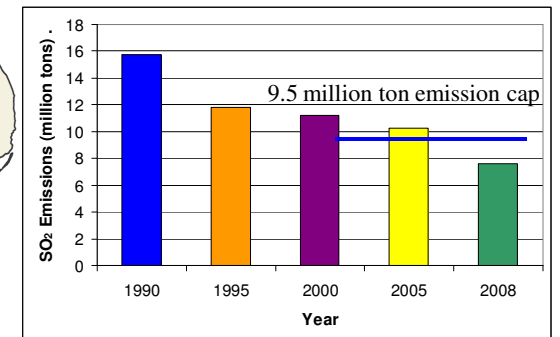


Source: EPA, 2007

# State-by-State Annual SO<sub>2</sub> Emission Levels for Acid Rain Program Sources, 1990-2008



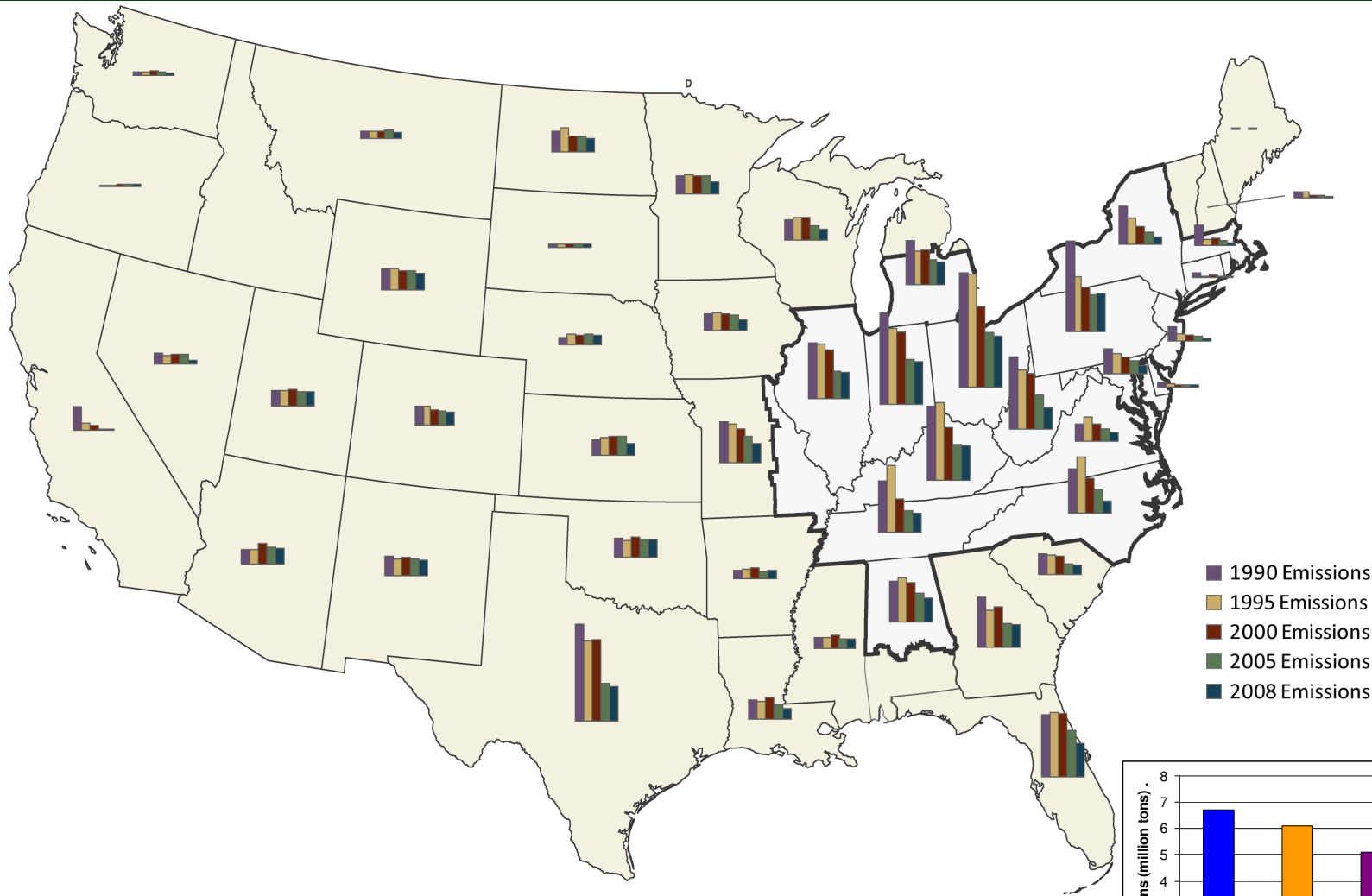
- 1990 Emissions
- 1995 Emissions
- 2000 Emissions
- 2005 Emissions
- 2008 Emissions



Scale: Largest bar equals 2.2 million tons of SO<sub>2</sub> emissions in Ohio, 1990.

Source: EPA, 2009

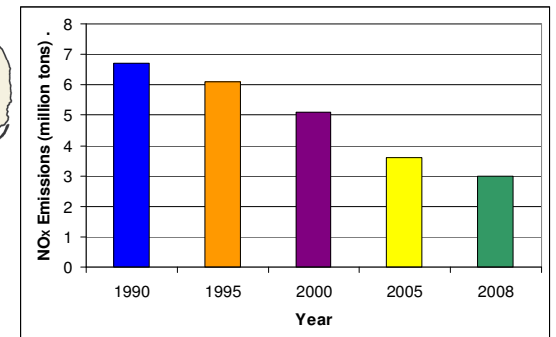
# State-by-State Annual NO<sub>x</sub> Emission Levels for Acid Rain Program Sources, 1990-2008



Scale: Largest bar equals 500,000 tons of NO<sub>x</sub> emissions in Ohio, 1990.

Note: Area shaded in gray represents the NO<sub>x</sub> Budget Program geographic region.

Source: EPA, 2009



# Recent Implementation Developments

- Monitoring Emissions Allowance Markets and Cautioning about Out-Year Trading after 2010
- Awarding Compliance Supplement Pool Annual NO<sub>x</sub> Allowances
- Following up on Proposal to Hold Minnesota (MN) out of CAIR while EPA Reevaluates whether MN Should Be in EPA's Transport Rule
- Tracking SO<sub>2</sub> and NO<sub>x</sub> Emissions on a Quarterly Basis to See How Power Plants Are Complying with the Acid Rain and CAIR Programs

# CAIR Rule Development

- Schedule for Replacing Current CAIR Rules
  - Proposal: Early 2010
  - Final: Early 2011
- Considering Recommendations from Outreach Activities
  - Held Nine Meetings with Key Stakeholders in Spring 2009
  - Received Additional Comments and Technical Work from:
    - State Collaborative (OTC and LADCO)
    - OTC
    - LADCO
    - Southeast States

# Quarterly Tracking Website



- Switching to [Quarterly Tracking Website](#)



Energy

Visit the Clean Air Markets web site to view:

- Emissions data
- Allowance transfers
- Program rules and guidelines
- Studies and reports
- Clean Air Markets [www.epa.gov/airmarkets](http://www.epa.gov/airmarkets)



New updated portions of web site:

<http://www.epa.gov/airmarkets/quarterlytracking.html>

<http://www.epa.gov/captrade>

Human Health