

# Cumulative Impacts Data Tool

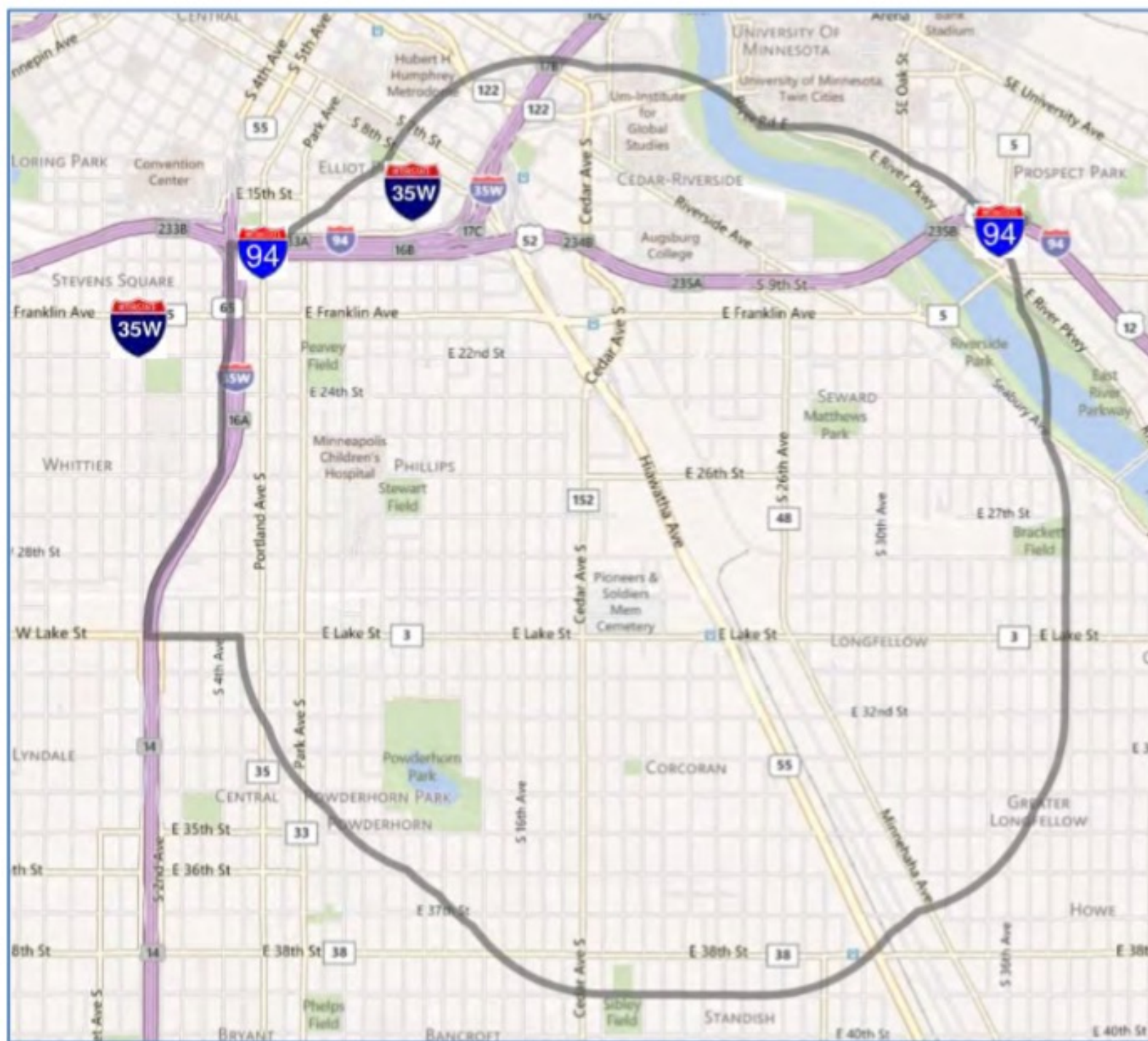
All states+ information request and data visualization by  
Minnesota Pollution Control Agency

Cassandra Meyer and Kristie Ellickson



# Overview

- Questions asked
- Minnesota's responses
- Minnesota's Cumulative Levels and Effects Method
- Highlights from the results
- How we may use the tool/data
- How to navigate the tool
- Please respond, if you haven't already
- Any questions?



# 2008 Cumulative Levels and Effects Statute Area

(Minn. Stat. 116.07 subd. 4a)

Cumulative  
Impacts and  
Environmental  
Justice

---

Regulatory authority

---

Administrative

---

Analytical

---

Training

---

Engagement

# Minnesota's responses

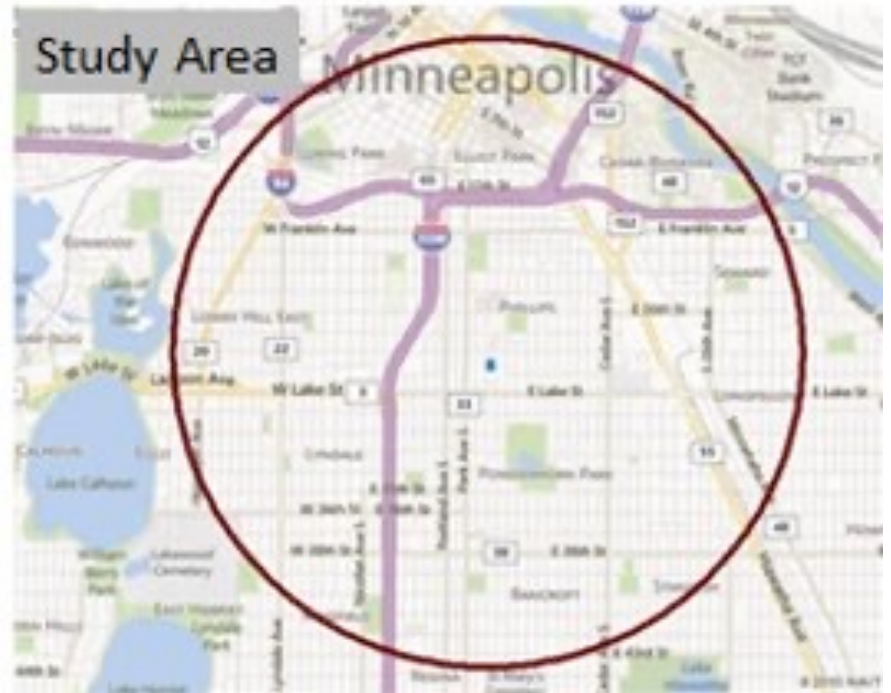
- Regulatory Authority
  - MPCA does not have additional permit denial authority or mandatory emissions reductions
  - MPCA *does* have additional statute authority for cumulative analysis and strengthened MEPA
  - MPCA issues expiring and non-expiring permits
- Engagement
  - Some programs within the agency evaluate the effectiveness of engagement efforts differently.
  - Several MPCA programs track meeting and event attendance #s, email & website interactions, # of meetings & public events, informal feedback, comments and/or quality of comments, utilization of materials created, and the # of complaints responded to.
  - Informal conversations
  - Giving communities resources or tools to communicate concerns, other than permit comments
- Analytical
  - Yes, we do cumulative analysis, within the above reg authority
- Training
  - Program is evolving

Use air toxics risk and criteria  
pollutant modeling to determine:

MN CL&E  
Method

Health Endpoints

- Respiratory
- Cardiovascular



## Air Permitting Process

<u>STANDARD</u>	<u>3 – 10% of Permits</u>	<u>CL&amp;E</u>
Processes/equipment	Air Emissions Risk Assessment (air toxics modeling)	Air Emissions Risk Assessment (air toxics modeling)
Emissions		
Operational Limits	Criteria Pollutant Modeling	Criteria Pollutant Modeling
Emission Limits	Existing pollutant levels in community – air	Cumulative Levels and Effects Analysis
Federal Rules		Environmental Health Data
State Rules	Public Meeting, if requested	Existing pollutant levels in community – all media
Public meeting, if requested		Information sessions
		Public meeting required

# Highlights

- Responses suggest 'a lot of work in the works'
- Some states cumulative analyses limited to National Ambient Air Quality modeling demonstration
- Some differing understanding between agency sections and divisions
- Some states have guides to engagement on their websites or in their practices
- CA, MA, City of Albuquerque, WA, and (NJ) have additional cumulative impacts authority
- Some states have begun to have Environmental Justice trainings through EPA
- More formal EJ engagement policies and practices than additional regulatory authority



# The tool and information are DRAFT

---

- *This tool visualizes preliminary data collected through an information request. The data reflect the interpretations of the people responding to the information request and are not definitive statements from the government agencies themselves. For more detailed information on specific agencies' practices and policies, please contact them directly.*
- Legislative Director assigned this task
  - Information – what can we replicate in Minnesota
  - Tool - quick map for reference in conversation with legislators.

- <https://public.tableau.com/app/profile/mpca.data.services/viz/Cumulativeimpactsinformationrequestpreliminarydata/Home-Map>

All the states were surveyed about their cumulative impacts and environmental justice programs through EPA, NACAA, AAPCA, and ECOS. Click on a circle to select a topic, and then hover over the map below to see the responses.

Communication and Engagement

Cumulative Impacts

Environmental Justice

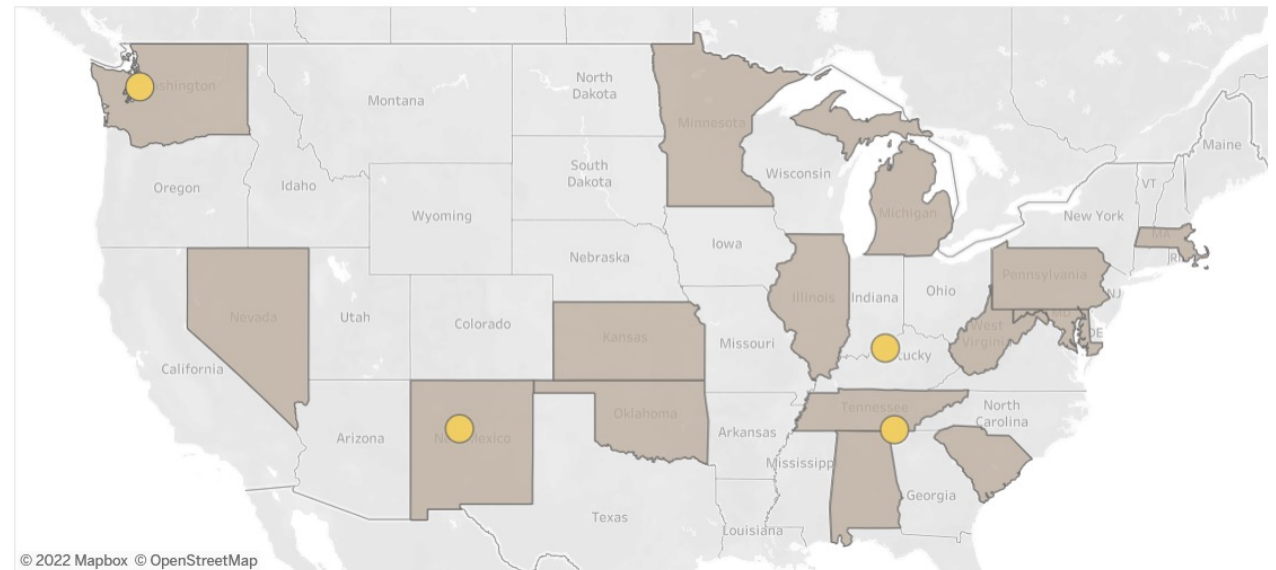
Permitting

Full information request

Full responses by agencies

Map of yes and no responses

Chart of yes and no responses



This tool visualizes preliminary data collected through an information request. The data reflect the interpretations of the people responding to the information request and are not definitive statements from the government agencies themselves. For more detailed information on specific agencies' practices and policies, please contact them directly.

# Next steps



Please review responses from your state, local government, etc. or respond if you haven't yet



<https://forms.gle/cGkLkos1sHkzZXKr8>

# Thanks!



## Any Questions?

- Kristie Ellickson – Risk Evaluation and Air Modeling  
[Kristie.ellickson@state.mn.us](mailto:Kristie.ellickson@state.mn.us)
- Cassandra Meyer – Air Permitting  
[Cassandra.meyer@state.mn.us](mailto:Cassandra.meyer@state.mn.us)